
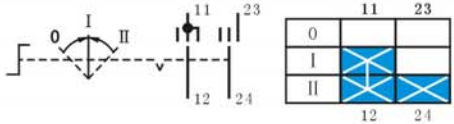
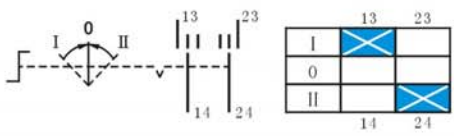

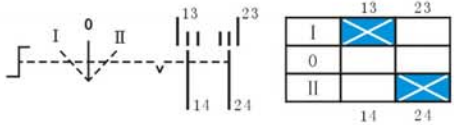
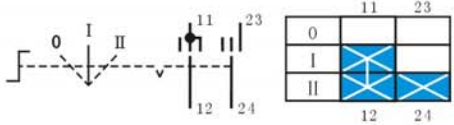
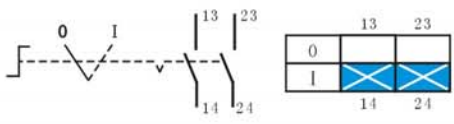
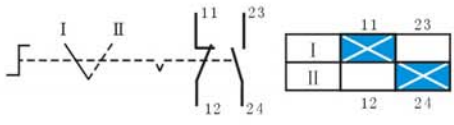
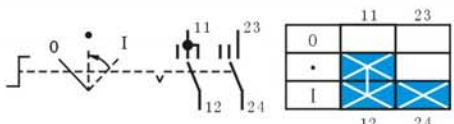



**• 订购规格 Order specifications:**

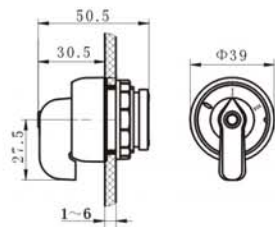
图样 Illustration	标识牌 Label	操作位置接触图 Contact schematic for operating position	订购号(编码) Order No.(Code)
 板前导轨型 Board front mounting rail type	0 I II		K4 <input type="checkbox"/> 0 03 S4 <input type="checkbox"/> 0 03
	I 0 II		K4 <input type="checkbox"/> 2 04 S4 <input type="checkbox"/> 2 04
 板后型 Board back type	I 0 II		K5 <input type="checkbox"/> 2 04 S5 <input type="checkbox"/> 2 04
	0 I II		K5 <input type="checkbox"/> 0 03 S5 <input type="checkbox"/> 0 03
	0 I		K6 <input type="checkbox"/> 2 01 S6 <input type="checkbox"/> 2 01
	I II		K6 <input type="checkbox"/> 0 02 S6 <input type="checkbox"/> 0 02
	0 · I		K8 <input type="checkbox"/> 0 05 S8 <input type="checkbox"/> 0 05
	K — 开关操作头(小手柄) Φ39mm Operation head of switch (Small handle) Φ39mm S — 开关操作头(大手柄) Φ60mm Operation head of switch (Large handle) Φ60mm 6 — 板前导轨型 Board front mounting rail type 7 — 板后型 Board back type 标识牌 Label 大手柄带挂锁 (+9) Large handle With lockable (+9)		

**● K-小手柄标识牌代号 K-Small handle label:**

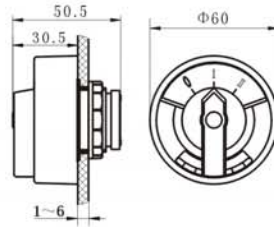
代号 Code	标识刻字 Engraved words in the label	标识牌颜色 Colour of label	刻字颜色 Colour of engraved words
01	0 - I	黑色 Black	白色 White
02	I - II	黑色 Black	白色 White
03	0 - I - II	黑色 Black	白色 White
04	I - 0 - II	黑色 Black	白色 White
05	0 - · - I	黑色 Black	白色 White


**● S-大手柄标识牌代号 S-Large handle label:**

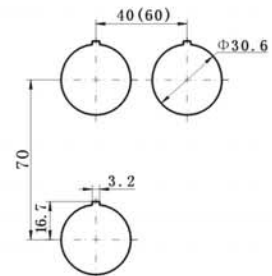
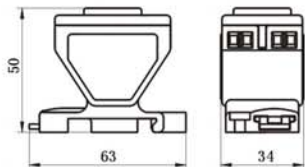
代号 Code	标识刻字 Engraved words in the label	标识牌颜色 Colour of label	刻字颜色 Colour of engraved words
01	0 - I	黑色 Black	白色 White
02	I - II	黑色 Black	白色 White
03	0 - I - II	黑色 Black	白色 White
04	I - 0 - II	黑色 Black	白色 White
05	0 - · - I	黑色 Black	白色 White
06	停止 · 起动	黑色 Black	白色 White
07	手动 自动	黑色 Black	白色 White
08	就地 远方	黑色 Black	白色 White
09	停止 运行 启动	黑色 Black	白色 White
10	手动 停止 自动	黑色 Black	白色 White
11	锁停 运行 起动	黑色 Black	白色 White


**● 外形尺寸 Outline dimensions:**


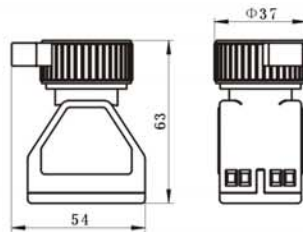
K □ 开关操作头(小手柄)  
K □ Operation head of switch  
(Small handle)



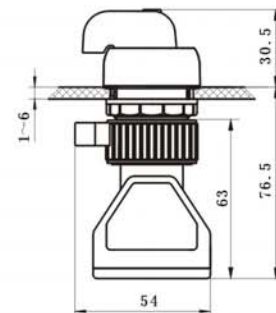
S □ 开关操作头(大手柄)  
S □ Operation head of switch  
(Large handle)

**● 安装间距 Mounting pitches:**

**● 板后型配操作头外形尺寸  
Outline dimensions of board back type with operation head**



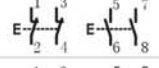
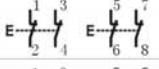

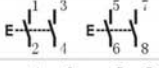
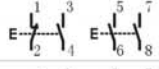
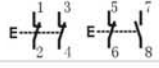
CZ0201 板前导轨型防爆开关模块  
CZ0201 Broad front mounting rail type  
explosion-proof switch module



CZ0201 板后型防爆开关模块  
CZ0201 Board back type  
explosion-proof switch module

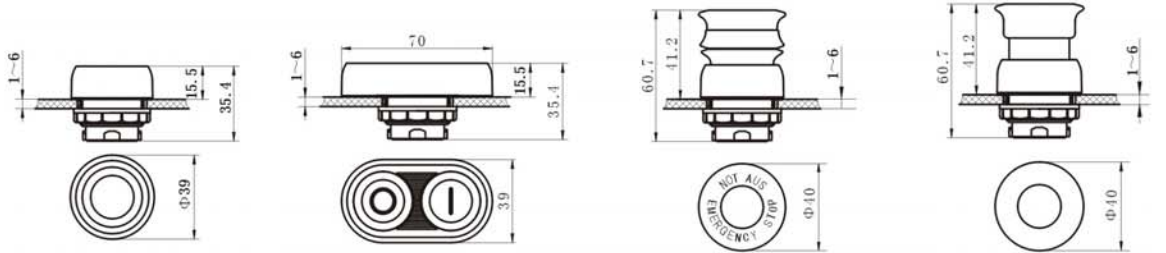


**订购规格 Order specifications:**
**四极按钮 4-Pole button**

图样 Illustration	操作位置接触图 Contact schematic for operating position	订购号 Order No.
	 2NC/2NO	□□ □50□□
板前导轨型 Board front mounting rail type	 4NC	□□ □51□□
	 4NO	□□ □52□□
板后型 Board back type	 1NC/3NO	□□ □53□□
	 3NC/1NO	□□ □54□□

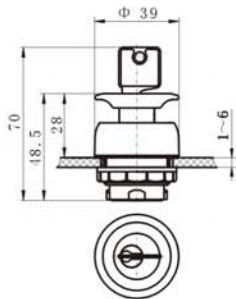
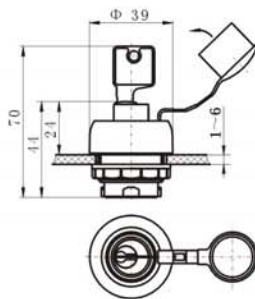
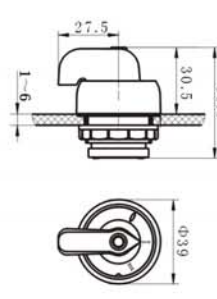
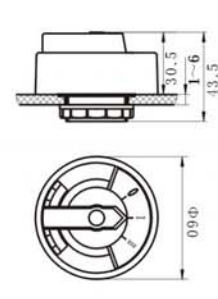
6—板前导轨型 Board front mounting rail type  
7—板后型 Board back type  
标识牌代号详见 A/20 页 Code of label see page A/20

代号 Code	P1	P2	P3	P4	Y0	Y1
操作头 Operation head						
	橡胶套按钮 Rubber sheath button	橡胶套双按钮 Rubber sheath double button	急停自锁按钮 Emergency self-locking button	黑色蘑菇头按钮 Black mushroom head button	带钥匙红色蘑菇头按钮 Red mushroom button with key	带钥匙按钮 Button with key

**操作头外形尺寸 Outline dimensions of operation head**

**P1 橡胶套按钮操作头**  
P1 Operation head of rubber sheath button










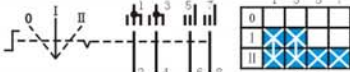
**P2 橡胶套双按钮操作头**  
P2 Operation head of rubber sheath double button

**P3 急停自锁按钮操作头**  
P3 Operation head of emergency self-locking button

**P4 黑色蘑菇头按钮操作头**  
P4 Operation head of black mushroom head button

**Y0 带钥匙红色蘑菇头按钮操作头**  
Y0 Operation head of red mushroom button with key

**Y1 带钥匙按钮操作头**  
Y1 Operation head of button with key

**K 开关操作头(小手柄)**  
K Operation head of switch (Small handle)

**S 开关操作头(大手柄)**  
S Operation head of switch (Large handle)

● 订购规格 Order specifications:

四极开关 4-Pole switch

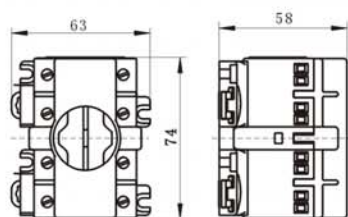
图样 Illustration	标识牌 Label	操作位置接触图 Contact schematic for operating position	订购号 Order No.
 板前导轨型 Board front mounting rail type	I II		S6 □ 50 02
	0 I		S6 □ 52 01
	0 I		S6 □ 54 01
	I 0 II		S4 □ 52 04
	I 0 II		S5 □ 52 04
	I 0 II		S8 □ 52 04
	0 I II		S4 □ 50 03
	0 I II		S5 □ 50 03
	0 • I		S8 □ 50 05
6 — 板前导轨型 Board front mounting rail type 7 — 板后型 Board back type			

A

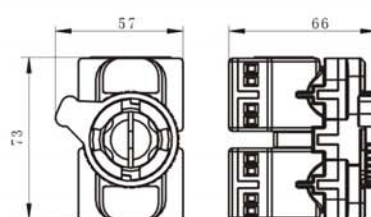
● S-大手柄标识牌代号 S-Large handle label:

代号 Code	标识刻字 Engraved words in the label	标识牌颜色 Colour of label	刻字颜色 Colour of engraved words
01	0 - I	黑色 Black	白色 White
02	I - II	黑色 Black	白色 White
03	0 - I - II	黑色 Black	白色 White
04	I - 0 - II	黑色 Black	白色 White
05	0 - • - I	黑色 Black	白色 White
06	停止 · 起动	黑色 Black	白色 White
07	手动 自动	黑色 Black	白色 White
08	就地 远方	黑色 Black	白色 White
09	停止 运行 启动	黑色 Black	白色 White
10	手动 停止 自动	黑色 Black	白色 White
11	锁停 运行 启动	黑色 Black	白色 White

● 外形尺寸 Outline dimensions:

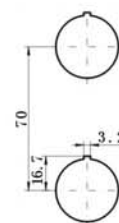


板前导轨型 Board front mounting rail type



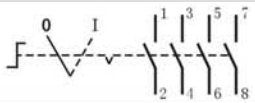
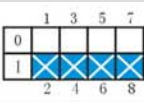
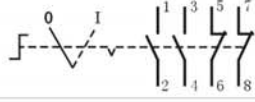
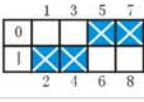
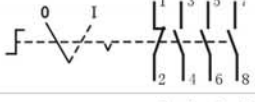
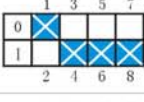
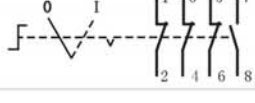
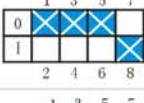


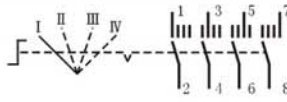
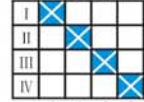
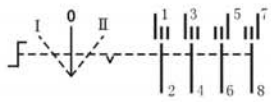
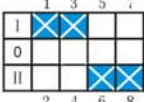
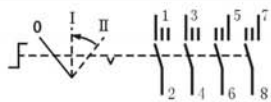
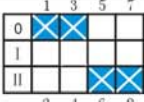
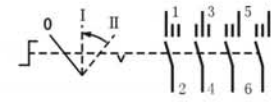
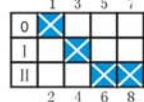

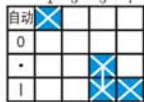
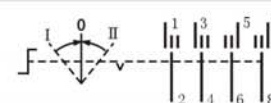
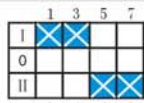
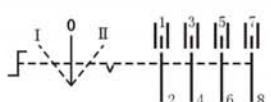
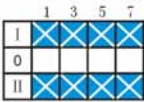
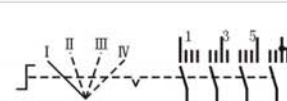
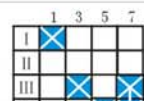




板后型 Board back type

● 安装间距 Mounting pitches:



**• 订购规格 Order specifications:**

图样 Illustration	标识牌 Label	操作位置接触图 Contact schematic for operating position	订购号(编码) Order No.(Code)
  板前导轨型 Board front mounting rail type	0 I	 	H <input type="checkbox"/> 0101
	0 I	 	H <input type="checkbox"/> 0201
	0 I	 	H <input type="checkbox"/> 0301
	0 I	 	H <input type="checkbox"/> 0401
  板后型 Board back type	I II III IV	 	H <input type="checkbox"/> 0504
	I 0 II	 	H <input type="checkbox"/> 0603
	0 I II	 	H <input type="checkbox"/> 0702
	0 I II	 	H <input type="checkbox"/> 0802
	自动 0 · I	 	H <input type="checkbox"/> 0905
	I 0 II	 	H <input type="checkbox"/> 1003
	I 0 II	 	H <input type="checkbox"/> 1103
I II III IV	 	H <input type="checkbox"/> 1204	
I 0 II	 	H <input type="checkbox"/> 1303 <input type="checkbox"/>	

6—板前导轨型 Board front mounting rail type

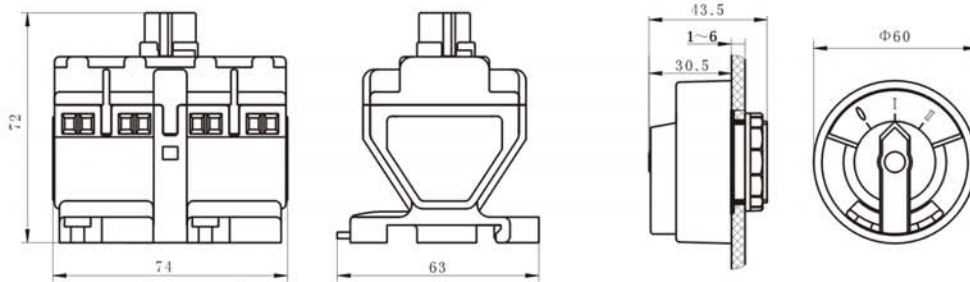
7—板后型 Board back type

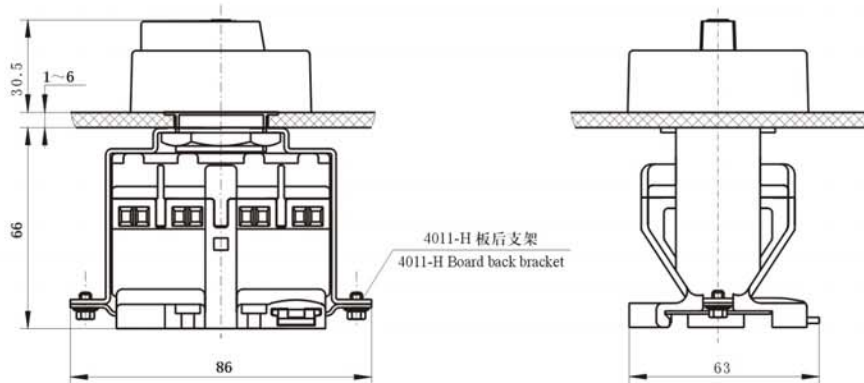
标识牌 Label

带挂锁(+9) With padlock(+9)

**● 四极开关标识牌 4-pole switch label:**

代号 Code	标识刻字 Engraved words in the label	标识牌颜色 Colour of label	刻字颜色 Colour of engraved words
01	0 - I	黑色 Black	白色 White
02	0 - I - II	黑色 Black	白色 White
03	I - 0 - II	黑色 Black	白色 White
04	I - II - III - IV	黑色 Black	白色 White
05	自动 - 0 - - - I	黑色 Black	白色 White
06	就地 空档 远程	黑色 Black	白色 White


**A**
**● 外形尺寸 Outline dimensions:**

**CZ0201 板前导轨型四极开关**
**CZ0201 Board front mounting rail type 4-Pole switch**
**H** 四极开关操作头

**H** Operation head of 4-pole switch

**CZ0201 板后型四极开关**
**CZ0201 Board back type 4-Pole switch**
**● 安装间距 Mounting pitches:**
